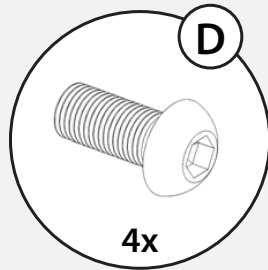
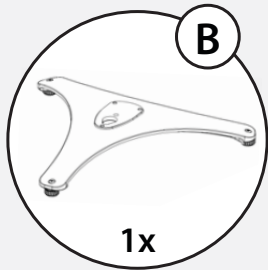
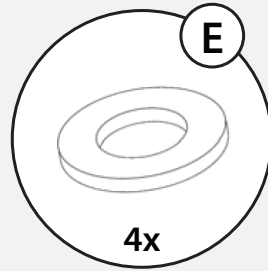
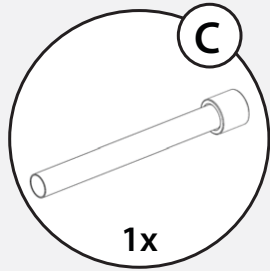
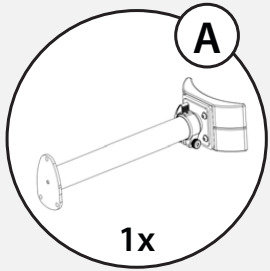


HOOF FARRIER STAND

Assembly Instructions



PARTS



1

Screw all the bolts tightly

2

Open the clamp

Interchange the pole depending on your use

Adjust the tray to your desired height, then close the clamp